

專業設計與製造～格瑞特魯氏鼓風機

禹信有限公司
YU SHIN Co., Ltd.

GREATECH ROOTS BLOWER
格瑞特魯氏鼓風機



禹信有限公司 Yu Shin Co., Ltd.

公司地址：33755桃園縣大園鄉五權村大埔15-78號
Add:NO.15-78, Dapu, wucyuan Village,k Dayuan Township,
Taoyuan county 33755, Taiwan (R.O.C)
Tel:+886-3-381-9279 Fax:+886-3-381-9369
E-mail:yushin.mail@msa.hinet.net

工廠地址：台灣台南市永康區中山北路701號(郵遞區號:71041)
Add:No. 701 Jhongshan North Rd, Yongkang Dist,
Tainan County 71041, Taiwan
Version:2014.01



卓越設計 技術創新

GREAT DESIGN TECHNICAL INNOVATION

節能減碳高效率 — 格瑞特魯氏鼓風機

ENERGY SAVING, CARBON REDUCTION AND
HIGH EFFICIENCY — GREATECH ROOTS BLOWER

性能

口徑: 25mm ~ 400mm (1" ~ 16")
風量: 0.1 ~ 280 m³/min (6 ~ 16800 m³/hr)
壓力: 單段式可達10000 mmAq
兩段式可達20000 mmAq
真空型可達 -5000 mmAq

特點

三葉魯氏鼓風機
節能省電、低噪音
風量穩定、低震動
結構堅固、壽命長
氣體乾淨、無油污

用途

廢水處理，水產養殖，電鍍，粉粒輸送，
穀類輸送，造紙工業，食品工業，
半導體工業，化學工業...等

Performance

Bore Size: 25mm ~ 400mm (1" ~ 16")
Capacity: 0.1 ~ 280 m³/min (6 ~ 16800 m³/hr)
Pressure: Single Section: 0~ 10000 mmAq
Two Section: 10000~20000 mmAq
As vacuum blower: up to -5000 mmAq

Advantage

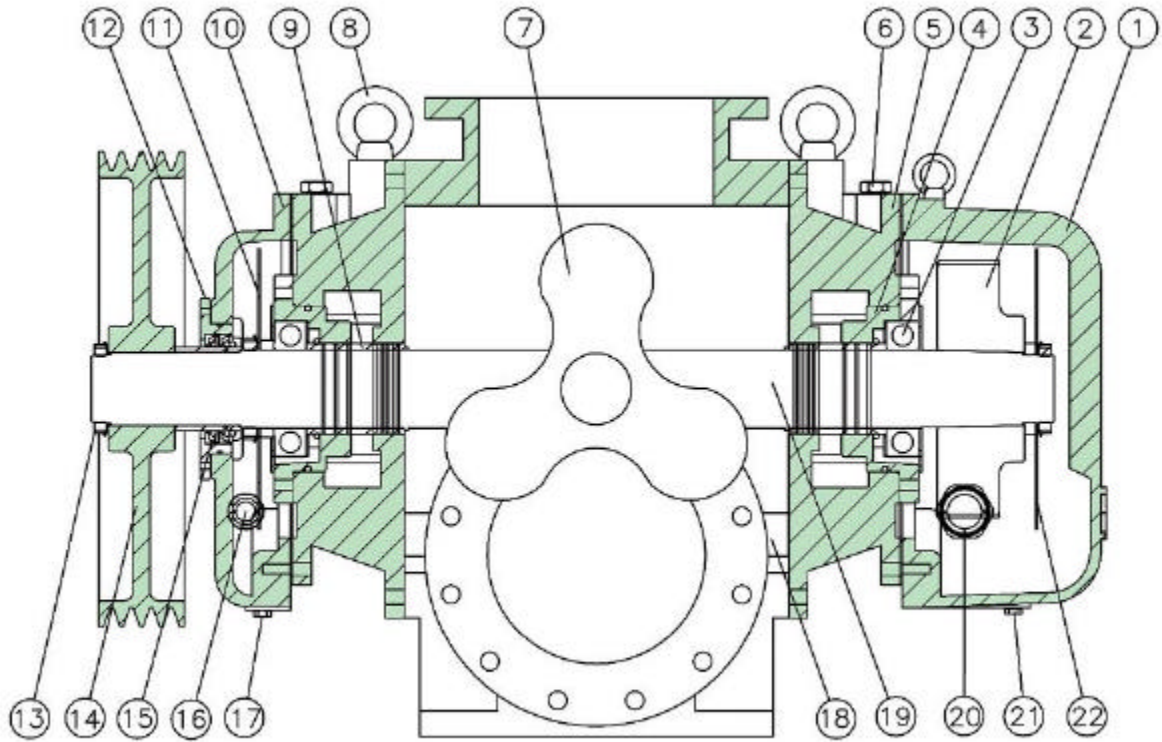
Tri-Lobe Roots Blower
Energy Saving, Low Noise
Stable Air Volume, Extremely Low Vibration
Solid Construction, Long Operating Life
Clean air, No oily Odors

Application

Waste Water Treatment, Aquaculture,
Electroplating Industry, Powder Conveyance,
Grain Transport, Paper Making Industry,
Food Industry, Semiconductor Industry,
Chemical Industry...etc.

■ 構造圖及材質表

Construction & Material List



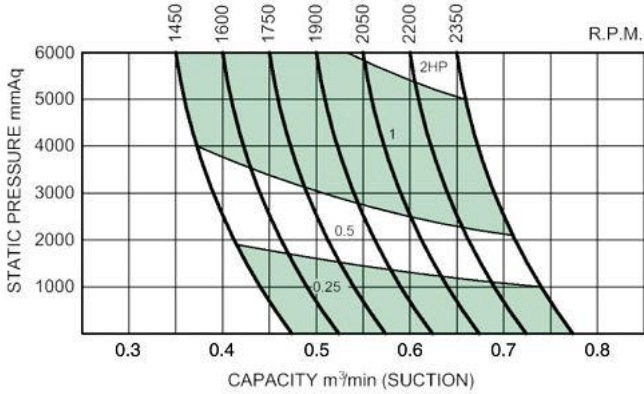
No .	Item	Material
1	gear box 齒輪箱	FC250
2	gear 齒 輪	SCM415
3	bearing 軸 承	SUJ2
4	bearing case 軸承座	FC250
5	side cover 側 蓋	FC250
6	oil plug 加 油 塞	S45C
7	Impeller 葉 輪	FC250
8	eye bolt 吊 環	S45C
9	shaft seal 軸 封	S45C
10	oil box 油 箱	FC250
11	oil splash 甩油片	SS400

No .	Item	Material
12	oil seal case 油封座	FC250
13	screw nut 螺 帽	SS400
14	pulley 皮帶輪	FC250
15	oil seal 油 封	NBR
16	oil gauge 油 鏡	S45C
17	oil drainer 洩油塞	S45C
18	cylinder 氣 缸	FC250
19	shaft 軸	SCM440
20	oil gauge 油 鏡	S45C
21	oil drainer 洩油塞	S45C
22	oil splash 甩油片	SS400

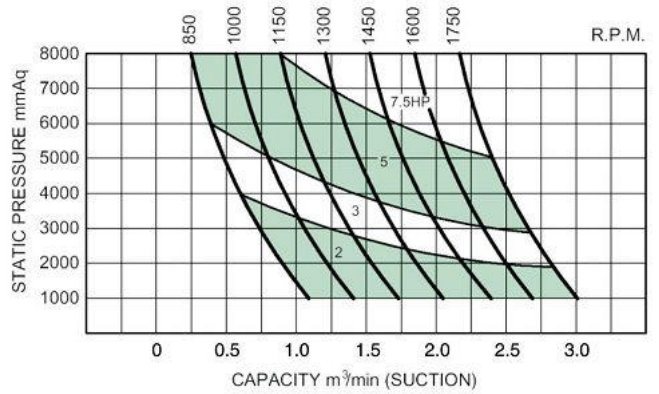
壓送型性能曲線

Pressure Conveyance Type Performance Curve

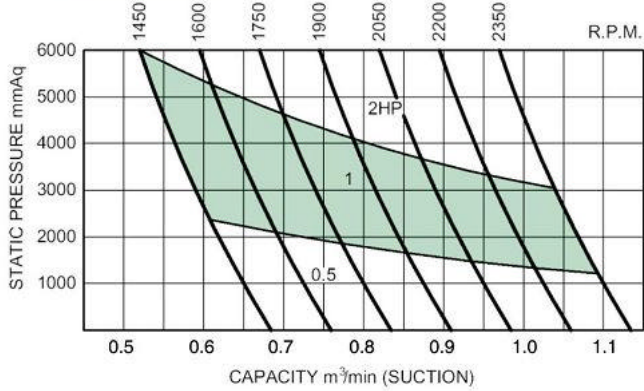
G32



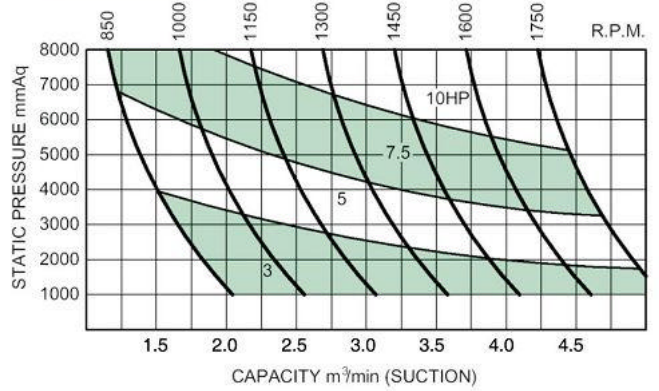
G50



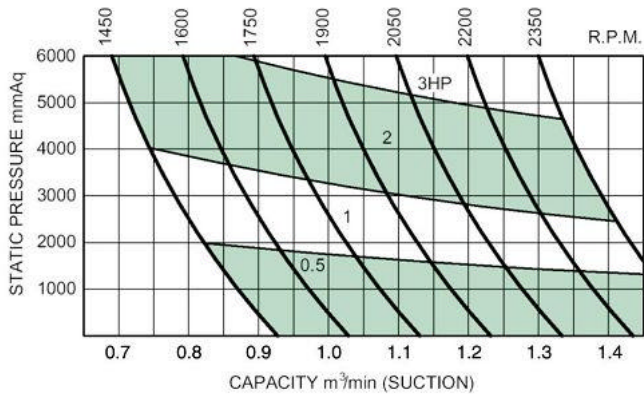
G40



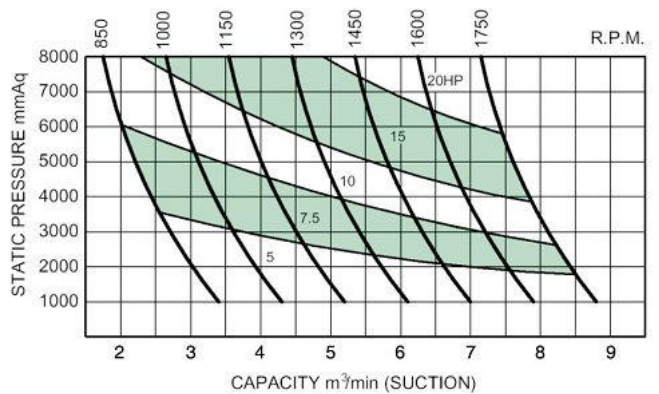
G65



GL40

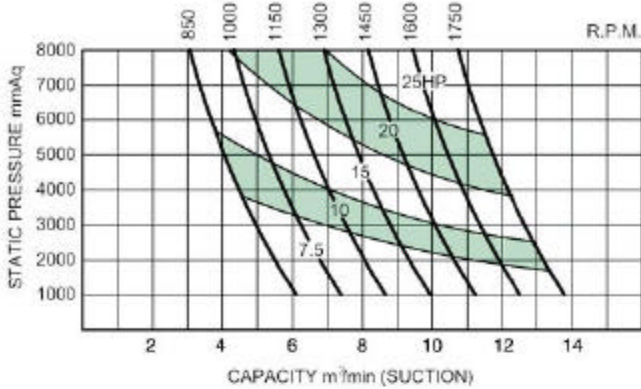


G80

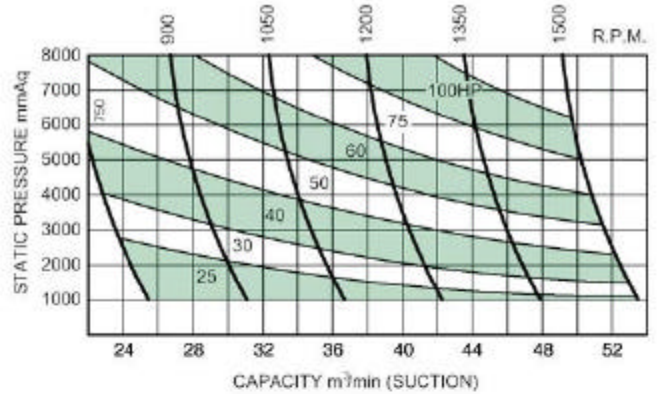


GREATECH ROOTS BLOWER

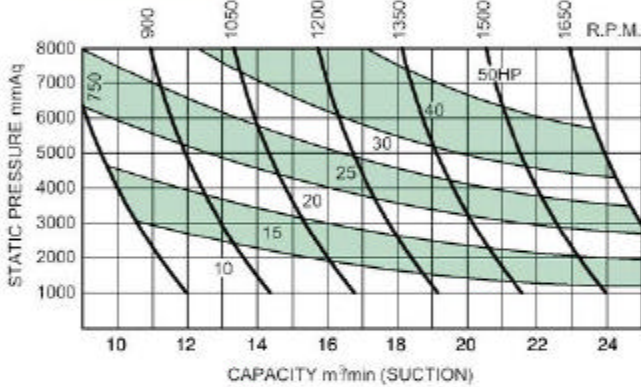
G100



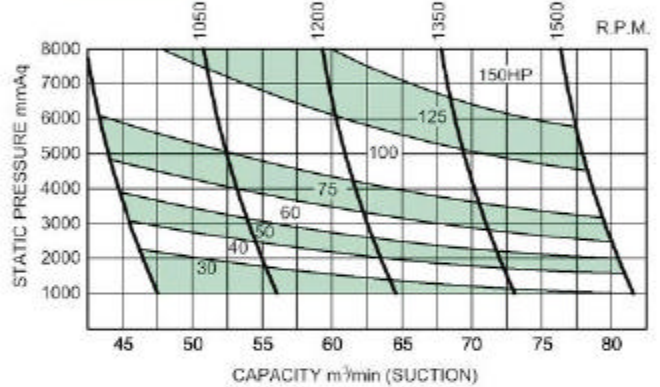
G200



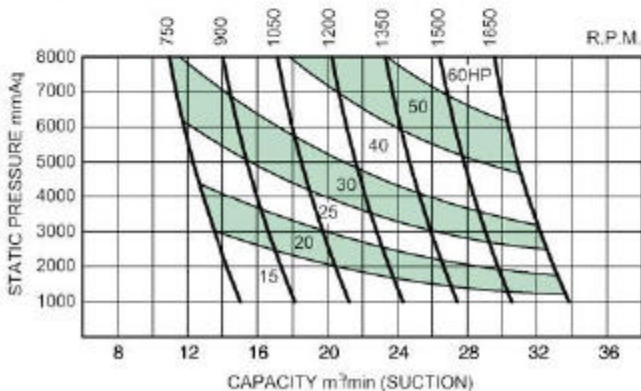
G125



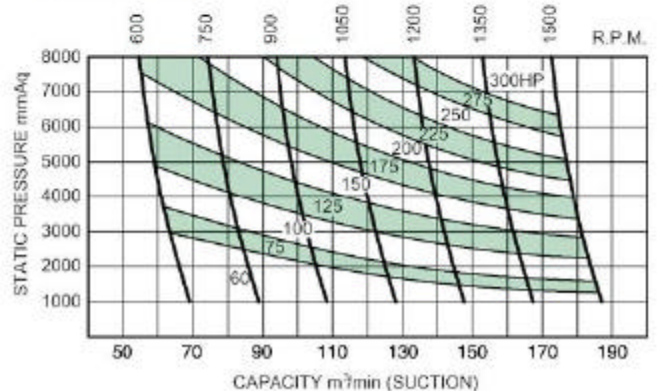
G250



G150



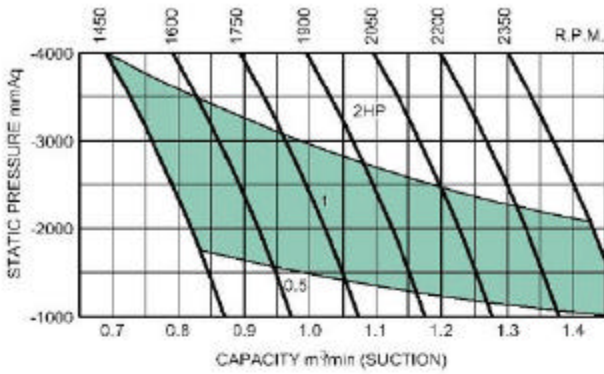
G300



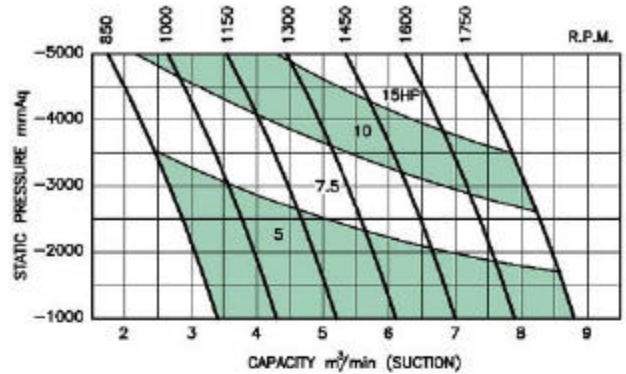
真空型性能曲線

Vacuum Type Performance Curve

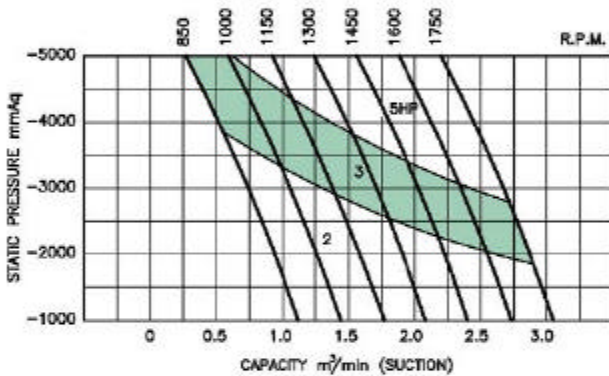
G 40V



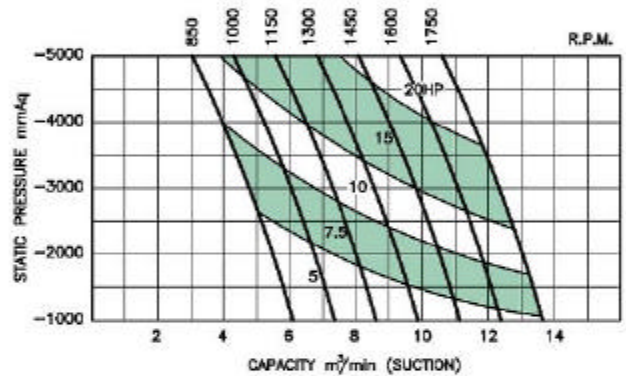
G 80V



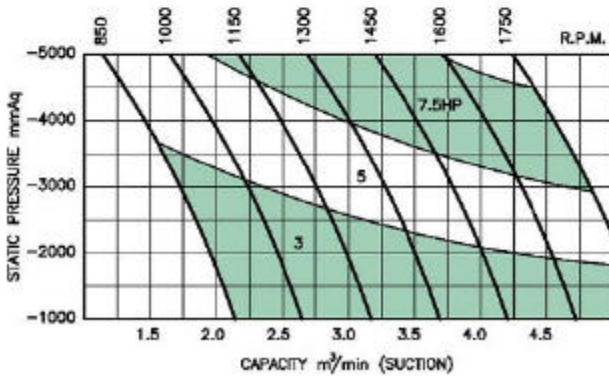
G 50V



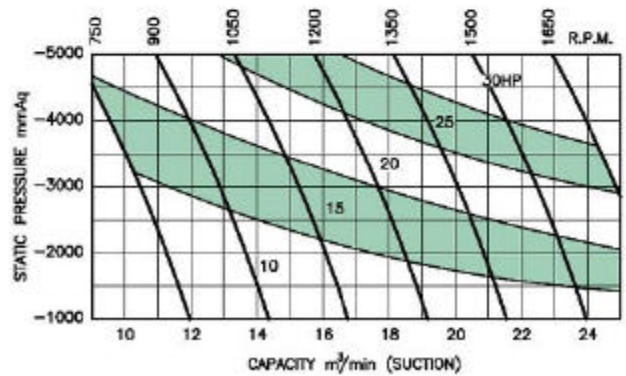
G 100V



G 65V

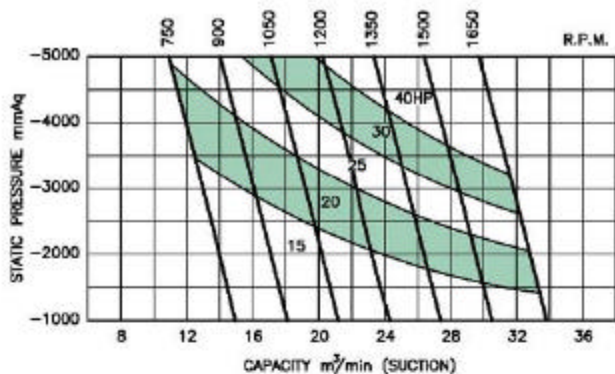


G 125V

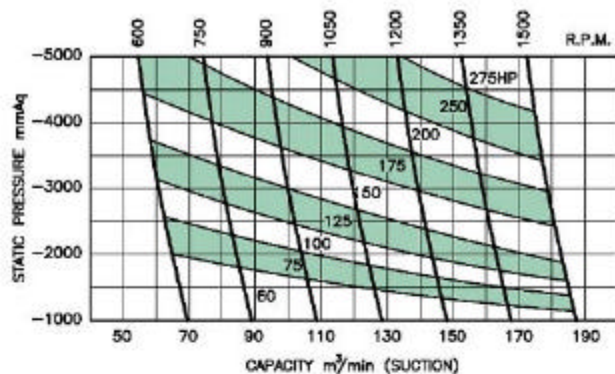


GREATECH ROOTS BLOWER

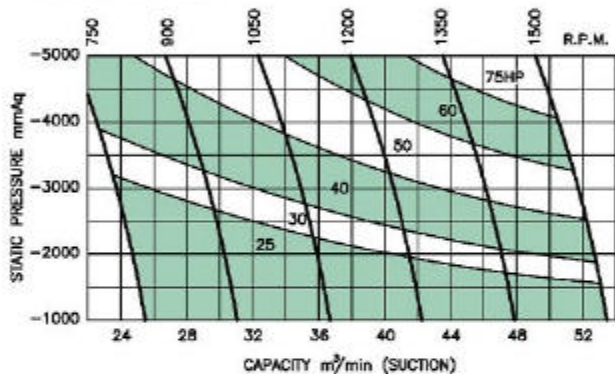
G 150V



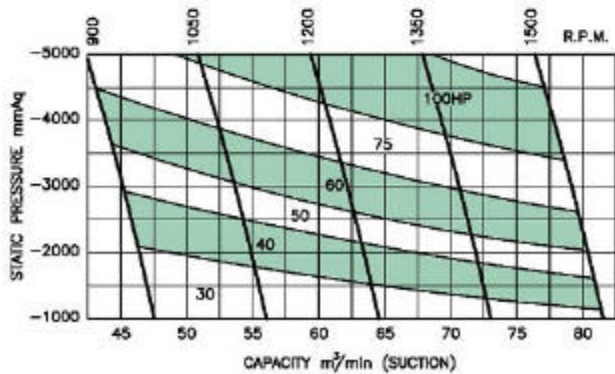
G 300V



G 200V



G 250V



壓送型性能表

Pressure Conveyance Type Performance Table

Model	RPM	Pressure(mmAq)						Capacity(m ³ /min)						Power(kW)			
		1000 mmAq		2000 mmAq		3000 mmAq		4000 mmAq		5000 mmAq		6000 mmAq		7000 mmAq		8000 mmAq	
		m ³ /min	KW	m ³ /min	KW	m ³ /min	KW	m ³ /min	KW	m ³ /min	KW	m ³ /min	KW	m ³ /min	KW	m ³ /min	KW
G32	1450	0.44	0.11	0.42	0.22	0.31	0.39	0.37	0.38	0.35	0.46	0.35	0.54				
	1600	0.49	0.12	0.46	0.24	0.35	0.43	0.42	0.42	0.40	0.51	0.39	0.60				
	1750	0.54	0.13	0.51	0.26	0.38	0.49	0.47	0.46	0.46	0.56	0.45	0.65				
	1900	0.60	0.15	0.57	0.28	0.41	0.54	0.53	0.50	0.51	0.60	0.50	0.71				
	2050	0.64	0.16	0.61	0.30	0.44	0.59	0.57	0.54	0.55	0.65	0.54	0.76				
	2200	0.69	0.17	0.67	0.33	0.48	0.34	0.63	0.58	0.61	0.70	0.60	0.82				
	2350	0.74	0.18	0.72	0.35	0.51	0.69	0.68	0.62	0.67	0.75	0.65	0.87				
G40	1450	0.65	0.17	0.62	0.32	0.59	0.47	0.56	0.57	0.53	0.69	0.52	0.81				
	1600	0.74	0.18	0.68	0.36	0.65	0.52	0.63	0.63	0.61	0.76	0.59	0.89				
	1750	0.81	0.20	0.76	0.39	0.74	0.57	0.71	0.69	0.69	0.83	0.67	0.96				
	1900	0.89	0.22	0.85	0.42	0.81	0.62	0.79	0.75	0.76	0.91	0.76	1.06				
	2050	0.95	0.24	0.91	0.46	0.89	0.66	0.86	0.81	0.83	0.98	0.82	1.14				
	2200	1.03	0.25	1.00	0.49	0.97	0.71	0.94	0.87	0.92	1.02	0.90	1.23				
	2350	1.12	0.27	1.07	0.52	1.04	0.76	1.02	0.93	1.00	1.12	0.97	1.31				
GL40	1450	0.87	0.22	0.83	0.43	0.78	0.63	0.74	0.76	0.70	0.92	0.69	1.08				
	1600	0.98	0.24	0.91	0.47	0.87	0.69	0.83	0.84	0.81	1.02	0.79	1.19				
	1750	1.08	0.27	1.01	0.52	0.96	0.76	0.95	0.92	0.92	1.11	0.89	1.30				
	1900	1.19	0.29	1.13	0.56	1.06	0.82	1.06	1.00	1.02	1.21	1.01	1.41				
	2050	1.27	0.31	1.21	0.61	1.19	0.89	1.14	1.08	1.11	1.30	1.09	1.53				
	2200	1.38	0.34	1.34	0.65	1.29	0.95	1.25	1.16	1.23	1.40	1.20	1.64				
	2350	1.49	0.36	1.43	0.70	1.39	1.02	1.36	1.24	1.34	1.49	1.30	1.75				
G50	850	1.08	0.42	0.87	0.81	0.70	1.18	0.55	1.53	0.42	1.85	0.32	2.17	0.23	2.47	0.16	2.76
	1000	1.42	0.49	1.21	0.95	1.05	1.39	0.90	1.80	0.77	2.18	0.66	2.55	0.58	2.91	0.51	3.25
	1150	1.79	0.57	1.56	1.10	1.39	1.60	1.25	2.07	1.11	2.51	1.02	2.93	0.93	3.34	0.86	3.74
	1300	2.13	0.64	1.93	1.24	1.76	1.81	1.60	2.34	1.47	2.83	1.36	3.32	1.29	3.78	1.23	4.22
	1450	2.47	0.71	2.27	1.38	2.10	2.02	1.95	2.62	1.82	3.16	1.72	3.70	1.63	4.22	1.58	4.71
	1600	2.84	0.79	2.61	1.53	2.46	2.22	2.30	2.89	2.17	3.49	2.08	4.08	1.99	4.65	1.92	5.20
	1750	3.17	0.86	2.96	1.67	2.80	2.43	2.65	3.16	2.52	3.81	2.43	4.46	2.33	5.09	2.27	5.69
G65	850	2.11	0.63	1.90	1.22	1.73	1.77	1.57	2.30	1.43	2.80	1.36	3.28	1.23	3.74	1.11	4.14
	1000	2.63	0.74	2.40	1.43	2.29	2.09	2.10	2.71	1.94	3.30	1.80	3.86	1.73	4.40	1.61	4.87
	1150	3.18	0.85	2.95	1.65	2.75	2.40	2.60	3.11	2.45	3.79	2.33	4.44	2.24	5.06	2.13	5.61
	1300	3.77	0.96	3.53	1.86	3.31	2.71	3.12	3.52	2.96	4.28	2.82	5.02	2.73	5.72	2.63	6.34
	1450	4.38	1.07	4.13	2.08	3.91	3.02	3.72	3.92	3.55	4.78	3.39	5.59	3.28	6.38	3.17	7.07
	1600	5.00	1.18	4.75	2.29	4.53	3.34	4.33	4.33	4.15	5.27	4.00	6.17	3.86	7.04	3.74	7.80
	1750	5.64	1.29	5.39	2.51	5.16	3.65	4.95	4.73	4.77	5.77	4.61	6.75	4.47	7.70	4.35	8.53
G80	850	3.25	1.13	2.91	2.13	2.60	3.06	2.33	3.86	2.09	4.71	1.88	5.47	1.70	6.15	1.53	6.79
	1000	4.04	1.34	3.69	2.50	3.38	3.60	3.10	4.55	2.86	5.54	2.65	6.43	2.46	7.24	2.29	7.99
	1150	4.90	1.52	4.53	2.88	4.22	4.14	3.93	5.23	3.68	6.37	3.46	7.40	3.27	8.33	3.10	9.19
	1300	5.80	1.72	5.43	3.25	5.10	4.68	4.80	5.91	4.55	7.20	4.32	8.36	4.12	9.41	3.94	10.39
	1450	6.73	1.91	6.36	3.63	6.02	5.22	5.72	6.59	5.46	8.03	5.22	9.33	5.02	10.50	4.83	11.59
	1600	7.70	2.11	7.31	4.00	6.97	5.76	6.66	7.27	6.39	8.86	6.15	10.29	5.94	11.59	5.75	12.79
	1750	8.68	2.31	8.29	4.38	7.94	6.30	7.62	7.96	7.35	9.69	7.10	11.25	6.89	12.67	6.70	13.99

GREATECH ROOTS BLOWER

Model	RPM	Pressure(mmAq)				Capacity(m ³ /min)						Power(kW)					
		1000 mmAq		2000 mmAq		3000 mmAq		4000 mmAq		5000 mmAq		6000 mmAq		7000 mmAq		8000 mmAq	
		m ³ /min	kW	m ³ /min	kW	m ³ /min	kW	m ³ /min	kW	m ³ /min	kW	m ³ /min	kW	m ³ /min	kW	m ³ /min	kW
G100	850	5.97	1.59	5.34	3.09	4.78	4.34	4.28	5.41	3.85	6.59	3.46	7.65	3.11	8.65	2.81	9.53
	1000	7.11	1.88	6.49	3.64	5.94	5.10	5.45	6.36	5.03	7.75	4.65	9.00	4.31	10.18	4.02	11.21
	1150	8.37	2.16	7.75	4.18	7.21	5.87	6.72	7.32	6.29	8.91	5.92	10.35	5.59	11.71	5.29	12.89
	1300	9.64	2.44	9.02	4.73	8.48	6.63	7.98	8.27	7.57	10.08	7.18	11.70	6.85	13.23	6.56	14.57
	1450	10.94	2.72	10.33	5.27	9.78	7.40	9.29	9.23	8.86	11.24	8.48	13.06	8.15	14.76	7.85	16.25
	1600	12.21	3.00	11.60	5.82	11.05	8.16	10.56	10.18	10.13	12.40	9.75	14.41	9.41	16.29	9.12	17.93
	1750	13.43	3.28	12.82	6.36	12.28	8.93	11.79	11.14	11.37	13.57	10.98	15.76	10.65	17.81	10.36	19.62
G125	750	11.86	3.02	11.30	5.85	10.76	8.19	10.25	10.63	9.76	12.42	9.29	14.55	8.85	16.58	8.43	17.99
	900	14.17	3.55	13.56	6.88	12.97	9.64	12.41	12.50	11.88	14.62	11.37	17.11	10.88	19.50	10.41	21.16
	1050	16.54	4.08	15.90	7.91	15.29	11.08	14.70	14.38	14.13	16.81	13.59	19.68	13.07	22.43	12.57	24.34
	1200	18.97	4.61	18.33	8.94	17.71	12.53	17.11	16.25	16.53	19.00	15.97	22.25	15.43	25.36	14.91	27.51
	1350	21.48	5.14	20.85	9.97	20.25	13.97	19.66	18.13	19.08	21.20	18.53	24.82	17.99	28.28	17.46	30.69
	1500	24.06	5.68	23.47	11.01	22.90	15.42	22.34	20.00	21.79	23.39	21.26	27.38	20.74	31.21	20.24	33.86
	1650	26.71	6.21	26.18	12.04	25.67	16.86	25.17	21.88	24.67	25.58	24.19	29.95	23.71	34.13	23.25	37.03
G150	750	15.58	3.87	14.99	7.50	14.41	10.50	13.85	13.62	13.32	15.93	12.81	18.65	12.32	21.25	11.84	23.06
	900	18.52	4.55	17.89	8.82	17.29	12.35	16.70	16.03	16.14	18.74	15.59	21.94	15.06	25.01	14.56	27.13
	1050	21.51	5.23	20.88	10.14	20.27	14.21	19.68	18.43	19.11	21.55	18.55	25.23	18.01	28.76	17.49	31.20
	1200	24.56	5.91	23.96	11.46	23.37	16.06	22.80	20.84	22.25	24.36	21.71	28.52	21.18	32.51	20.66	35.27
	1350	27.66	6.60	27.12	12.79	26.59	17.91	26.07	23.24	25.56	27.17	25.06	31.82	24.57	36.26	24.08	39.34
	1500	30.83	7.28	30.38	14.11	29.93	19.77	29.49	25.64	29.05	29.98	28.62	35.11	28.20	40.01	27.78	43.41
	1650	34.06	7.96	33.72	15.43	33.39	21.62	33.06	28.05	32.73	32.80	32.41	38.40	32.09	43.76	31.77	47.48
G200	600	19.03	5.05	17.79	9.72	16.94	13.91	16.03	17.83	15.56	21.43	14.88	24.78	14.26	27.89	13.71	30.80
	750	25.22	6.31	24.02	12.15	23.32	17.39	22.42	22.29	21.64	26.79	20.97	30.98	20.36	34.86	19.86	38.50
	900	30.87	7.57	29.71	14.58	28.96	20.87	28.14	26.74	27.24	32.15	26.71	37.18	26.18	41.84	25.67	46.20
	1050	36.73	8.83	35.56	17.01	34.86	24.35	34.01	31.20	33.25	37.51	32.59	43.37	31.95	48.81	31.54	53.90
	1200	42.15	10.10	41.32	19.44	40.27	27.82	39.41	35.66	38.67	42.87	38.02	49.57	37.46	55.78	37.02	61.59
	1350	47.89	11.36	47.04	21.87	46.03	31.30	45.22	40.12	44.55	48.23	44.06	55.77	43.54	62.75	43.07	69.29
	1500	53.21	12.62	52.68	24.30	52.16	34.78	51.49	44.57	50.83	53.59	50.22	61.96	49.53	69.73	49.03	76.99
G250	600	30.43	7.54	28.95	14.30	27.76	20.54	26.23	26.46	24.89	31.79	24.09	36.72	23.21	41.01	22.24	45.53
	750	38.93	9.42	37.61	17.87	36.56	25.68	35.19	33.08	34.00	39.74	33.29	45.90	32.51	51.27	31.65	56.92
	900	47.43	11.30	46.27	21.45	45.35	30.81	44.16	39.69	43.12	47.68	42.50	55.07	41.81	61.52	41.06	68.30
	1050	55.92	13.19	54.94	25.02	54.15	35.95	53.12	46.31	52.23	55.63	51.70	64.25	51.11	71.77	50.47	79.68
	1200	64.42	15.07	63.60	28.60	62.94	41.08	62.09	52.92	61.35	63.58	60.90	73.43	60.41	82.03	59.87	91.07
	1350	72.92	16.95	72.26	32.17	71.74	46.22	71.05	59.54	70.46	71.52	70.10	82.61	69.71	92.28	69.28	102.45
	1500	81.42	18.84	80.93	35.75	80.53	51.35	80.02	66.15	79.57	79.47	79.31	91.79	79.01	102.53	78.69	113.83
G300	750	69.42	15.55	65.37	29.80	63.26	43.93	61.29	56.32	59.47	69.41	58.03	81.27	56.06	92.29	55.01	103.51
	900	89.07	19.44	85.01	37.25	82.92	54.91	80.97	70.40	79.12	86.76	77.68	101.58	75.72	115.36	74.65	129.38
	1050	108.73	23.33	104.66	44.70	102.56	65.89	100.59	84.49	98.75	104.11	97.32	121.90	95.35	138.43	94.30	155.26
	1200	128.38	27.21	124.27	52.15	122.28	76.87	120.28	96.57	118.40	121.47	116.98	142.22	115.01	161.51	113.92	181.14
	1350	148.03	31.10	143.98	59.60	141.86	87.86	139.98	112.65	138.09	138.82	136.69	162.53	134.65	184.58	133.57	207.01
	1500	167.69	34.99	163.61	67.05	161.50	98.84	159.50	126.73	157.74	156.17	156.34	182.85	154.33	207.65	153.25	232.89
	1650	187.34	38.88	183.32	74.50	181.17	109.82	179.16	140.81	177.39	173.52	175.87	203.16	172.95	230.72	172.91	258.77

真空型性能表

Vacuum Type Performance Table

Model	RPM	Pressure(mmAq)				Capacity(m ³ /min)				Power(kW)							
		-1000 mmAq		-2000 mmAq		-2500 mmAq		-3000 mmAq		-3500 mmAq		-4000 mmAq		-4500 mmAq		-5000 mmAq	
		m ³ /min	kW	m ³ /min	kW	m ³ /min	kW	m ³ /min	kW	m ³ /min	kW	m ³ /min	kW	m ³ /min	kW	m ³ /min	kW
G40V	1450	0.87	0.22	0.82	0.43	0.78	0.53	0.76	0.60	0.71	0.68	0.69	0.76				
	1600	0.98	0.24	0.90	0.47	0.88	0.59	0.86	0.66	0.82	0.75	0.79	0.83				
	1750	1.08	0.27	1.00	0.52	0.98	0.64	0.96	0.72	0.93	0.82	0.89	0.91				
	1900	1.19	0.29	1.12	0.56	1.07	0.70	1.09	0.78	1.03	0.89	1.01	0.99				
	2050	1.27	0.31	1.20	0.61	1.18	0.75	1.18	0.84	1.12	0.96	1.09	1.07				
	2200	1.38	0.34	1.33	0.65	1.27	0.81	1.29	0.90	1.24	1.04	1.20	1.15				
	2350	1.40	0.36	1.42	0.70	1.38	0.86	1.40	0.96	1.35	1.11	1.30	1.22				
G50V	850	1.02	0.42	0.84	0.81	0.74	0.99	0.63	1.18	0.53	1.36	0.37	1.53	0.28	1.70	0.14	1.87
	1000	1.35	0.49	1.17	0.95	1.07	1.18	0.96	1.39	0.85	1.59	0.71	1.80	0.61	2.00	0.47	2.19
	1150	1.68	0.57	1.51	1.10	1.40	1.35	1.29	1.59	1.18	1.84	1.04	2.07	0.94	2.30	0.81	2.53
	1300	2.01	0.64	1.84	1.24	1.74	1.52	1.63	1.81	1.52	2.08	1.37	2.34	1.28	2.60	1.14	2.85
	1450	2.34	0.71	2.17	1.38	2.07	1.71	1.96	2.01	1.85	2.31	1.70	2.61	1.61	2.90	1.47	3.18
	1600	2.68	0.78	2.50	1.52	2.40	1.88	2.29	2.22	2.28	2.56	2.03	2.88	1.94	3.20	1.80	3.51
	1750	3.01	0.86	2.83	1.66	2.73	2.05	2.62	2.43	2.51	2.79	2.36	3.16	2.27	3.50	2.13	3.84
G65V	850	2.15	0.67	1.97	1.30	1.85	1.60	1.73	1.90	1.60	2.18	1.45	2.46	1.30	2.73	1.12	2.99
	1000	2.68	0.79	2.50	1.53	2.39	1.89	2.26	2.23	2.13	2.57	1.98	2.89	1.82	3.21	1.65	3.52
	1150	3.21	0.90	3.04	1.76	2.93	2.17	2.79	2.57	2.86	2.95	2.51	3.33	2.36	3.69	2.18	4.05
	1300	3.75	1.03	3.56	1.99	3.45	2.45	3.33	2.90	3.19	3.34	3.05	3.77	2.89	4.17	2.72	4.58
	1450	4.27	1.15	4.10	2.22	3.99	2.73	3.85	3.24	3.73	3.73	3.57	4.19	3.42	4.66	3.24	5.11
	1600	4.81	1.26	4.84	2.45	4.52	3.01	4.39	3.57	4.25	4.47	4.11	4.63	3.96	5.14	3.78	5.63
	1750	5.35	1.38	5.16	2.68	5.05	3.30	4.92	3.91	4.79	4.49	4.65	5.06	4.49	5.62	4.32	6.17
G80V	850	3.34	1.14	2.91	2.17	2.68	2.66	2.33	3.13	2.16	3.57	1.88	4.00	1.59	4.41	1.27	4.80
	1000	4.26	1.34	3.84	2.56	3.61	3.13	3.36	3.67	3.09	4.20	2.81	4.70	2.51	5.19	2.19	5.65
	1150	5.19	1.53	4.77	2.94	4.53	3.59	4.28	4.22	4.02	4.83	3.73	5.41	3.44	5.97	3.12	6.50
	1300	6.12	1.74	5.70	3.32	5.46	4.07	5.21	4.78	4.94	5.46	4.67	6.11	4.37	6.74	4.05	7.35
	1450	7.05	1.94	6.62	3.70	6.39	4.54	6.14	5.33	5.87	6.09	5.59	6.82	5.29	7.52	4.97	8.20
	1600	7.97	2.14	7.55	4.09	7.31	5.00	7.07	5.88	6.80	6.72	6.52	7.52	6.22	8.30	5.90	9.04
	1750	8.90	2.33	8.48	4.48	8.24	5.47	7.99	6.42	7.73	7.35	7.45	8.23	7.15	9.07	6.83	9.90
G100V	850	5.96	1.59	5.35	3.05	5.00	3.73	4.61	4.37	4.21	4.99	3.78	5.59	3.32	6.17	2.82	6.73
	1000	7.26	1.87	6.64	3.58	6.29	4.37	5.91	5.15	5.51	5.88	5.08	6.59	4.81	7.26	4.12	7.92
	1150	8.56	2.15	7.94	4.11	7.59	5.03	7.21	5.92	6.81	6.76	6.38	7.57	5.91	8.35	5.42	9.10
	1300	9.86	2.44	9.24	4.65	8.89	5.69	8.51	6.69	8.11	7.64	7.67	8.56	7.21	9.44	6.72	10.29
	1450	11.15	2.71	10.54	5.19	10.19	6.34	9.81	7.46	9.40	8.53	8.97	9.55	8.51	10.53	8.01	11.48
	1600	12.45	2.99	11.83	5.72	11.48	7.00	11.10	8.23	10.70	9.41	10.27	10.54	9.81	11.62	9.31	12.66
	1750	13.75	3.28	13.13	6.26	12.78	7.66	12.40	9.00	12.00	10.29	11.57	11.52	11.10	12.71	1.61	13.84
G125V	750	11.86	3.02	11.35	5.85	10.81	6.96	10.35	8.29	9.81	9.19	9.32	10.18	8.87	10.94	8.43	11.15
	900	14.17	3.55	13.62	6.88	13.04	8.19	12.54	9.75	11.94	10.82	11.40	11.98	10.90	12.87	10.41	13.12
	1050	16.54	4.08	15.98	7.91	15.36	9.42	14.85	11.21	14.20	12.44	13.63	13.78	13.09	14.80	12.57	15.09
	1200	18.97	4.61	18.42	8.94	17.80	10.65	17.28	12.88	16.82	14.06	16.02	15.57	15.46	16.73	14.91	17.06
	1350	21.48	5.14	20.96	9.97	20.35	11.88	19.85	14.14	19.18	15.68	18.58	17.37	18.02	18.67	17.46	19.03
	1500	24.06	5.68	23.59	11.01	23.01	13.11	22.56	15.60	21.90	17.31	21.33	19.17	20.79	20.60	20.24	20.99
	1650	26.71	6.21	26.31	12.04	25.60	14.33	25.42	17.06	24.80	18.93	24.26	20.97	23.76	22.53	23.25	22.96

GREATECH ROOTS BLOWER

Model	RPM	Pressure(mmAq)				Capacity(m ³ /min)						Power(kW)					
		-1000 mmAq		-2000 mmAq		-2500 mmAq		-3000 mmAq		-3500 mmAq		-4000 mmAq		-4500 mmAq		-5000 mmAq	
		m ³ /min	kW	m ³ /min	kW	m ³ /min	kW	m ³ /min	kW	m ³ /min	kW	m ³ /min	kW	m ³ /min	kW	m ³ /min	kW
G150V	750	13.72	3.39	12.93	6.49	12.50	7.94	12.04	9.33	11.54	10.66	11.00	11.94	10.43	13.16	9.84	14.35
	900	16.89	4.07	16.11	7.79	15.69	9.52	15.22	11.20	14.71	12.79	14.18	14.32	13.61	15.80	13.02	17.22
	1050	20.07	4.75	19.29	9.08	18.87	11.11	18.40	13.05	17.89	14.92	17.37	16.72	16.79	18.43	16.19	20.10
	1200	23.26	5.43	22.46	10.38	22.04	12.70	21.58	14.92	21.07	17.05	20.54	19.10	19.97	21.07	19.37	22.96
	1350	26.43	6.11	25.65	11.67	25.22	14.28	24.76	16.79	24.25	19.18	23.72	21.49	23.14	23.70	22.56	25.83
	1500	29.61	6.78	28.83	12.97	28.41	15.87	27.93	18.66	27.43	21.32	26.90	23.87	26.33	26.34	25.73	28.70
	1650	32.80	7.46	32.01	14.27	31.58	17.46	31.12	20.51	30.15	23.45	30.08	26.27	29.51	28.97	28.91	31.58
G200V	600	17.52	4.91	16.47	9.41	15.88	11.51	15.31	13.52	14.64	15.46	13.89	17.32	13.16	19.10	12.34	20.82
	750	23.36	6.14	22.31	11.75	21.72	14.38	21.15	16.90	20.48	19.33	19.73	21.64	19.00	23.87	18.18	26.02
	900	29.20	7.38	28.15	14.11	27.56	17.27	26.99	20.28	26.32	23.18	25.57	25.97	24.84	28.65	24.02	31.23
	1050	35.04	8.61	33.99	16.46	33.40	20.14	32.83	23.67	32.16	27.05	31.42	30.30	30.68	33.42	29.86	36.43
	1200	40.88	9.84	39.83	18.81	39.24	23.01	38.67	27.05	38.00	30.92	37.26	34.63	36.52	38.20	35.70	41.64
	1350	46.72	11.06	45.67	21.16	45.08	25.89	44.51	30.43	43.84	34.77	43.10	38.96	42.36	42.98	41.54	46.84
	1500	52.56	12.29	51.51	23.52	50.92	28.77	50.35	33.81	49.68	38.64	48.94	43.29	48.20	47.76	47.38	52.05
G250V	600	28.55	7.51	27.01	14.37	24.05	17.58	25.16	20.66	24.15	23.62	23.02	26.45	21.83	29.18	20.58	31.81
	750	37.47	9.39	35.93	17.97	35.03	21.97	34.08	25.82	33.07	29.52	31.94	33.07	30.76	36.48	29.50	39.76
	900	46.40	11.27	44.85	21.56	43.96	26.37	43.00	30.99	41.99	35.42	40.86	39.68	39.68	43.78	38.43	47.72
	1050	55.32	13.14	53.78	25.14	52.88	30.76	51.93	36.15	50.91	41.33	49.79	46.29	48.60	51.06	47.35	55.66
	1200	64.24	15.02	62.70	28.73	61.80	35.16	60.85	41.32	59.84	47.23	58.71	52.90	57.52	58.36	56.27	63.61
	1350	73.16	16.90	71.62	32.33	70.72	39.55	69.77	46.49	68.72	53.14	67.63	59.52	66.45	65.66	65.19	71.57
	1500	82.09	18.78	80.54	35.92	79.65	43.95	78.69	51.65	77.68	59.03	76.55	66.14	75.37	72.96	74.12	79.52
G300V	600	69.42	15.55	65.89	31.37	62.63	39.40	60.68	46.94	58.87	52.58	57.45	58.89	56.06	64.54	54.46	71.88
	750	89.07	19.44	85.44	39.21	82.09	49.25	80.16	58.67	78.33	65.73	76.90	73.61	75.72	80.67	73.91	89.85
	900	108.73	23.33	105.18	47.05	101.54	59.10	99.59	70.40	97.77	78.87	96.35	88.33	95.35	96.81	93.35	107.82
	1050	128.38	27.21	124.89	54.90	121.06	68.95	119.08	82.14	117.22	92.02	115.81	103.05	115.01	112.94	112.78	125.79
	1200	148.03	31.10	144.68	62.74	140.44	78.79	138.58	93.87	136.71	105.16	135.33	117.78	134.65	129.08	132.23	143.76
	1350	167.69	34.99	164.43	70.58	159.88	88.64	157.90	105.61	156.16	118.31	154.78	132.50	154.33	145.21	151.72	161.73
	1500	187.34	38.88	184.24	78.42	179.36	98.49	177.37	117.34	175.62	131.46	174.11	147.22	172.95	161.35	171.18	179.70

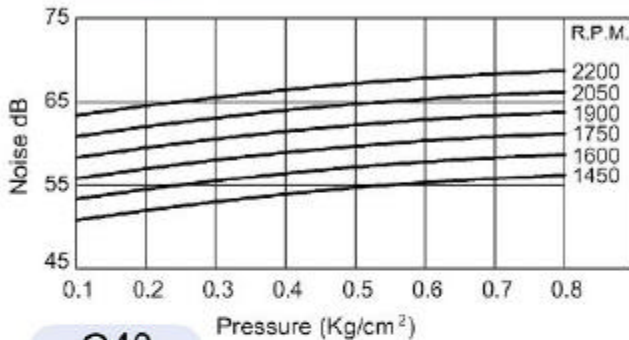
噪音表

Noise Curve

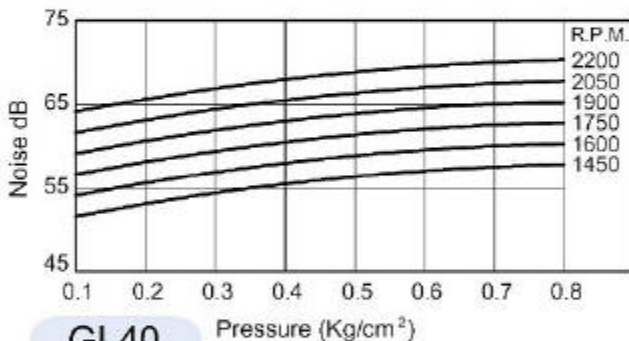
本公司噪音值系在出口配管狀態下，
距離鼓風機1M處所量測的平均值。

Our noise level is measured at distance
1 meter from the blower and its attached
silencer.

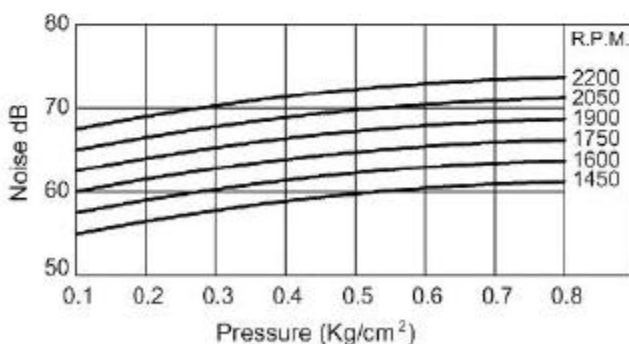
G32



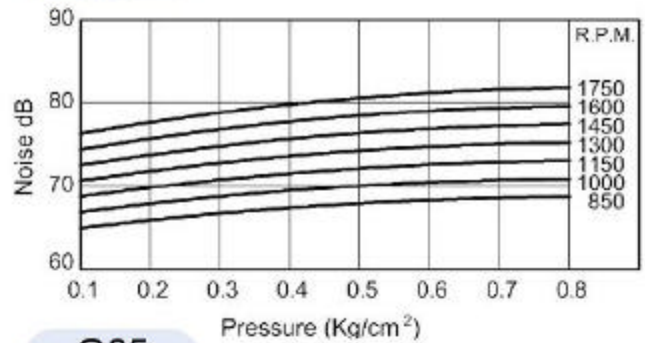
G40



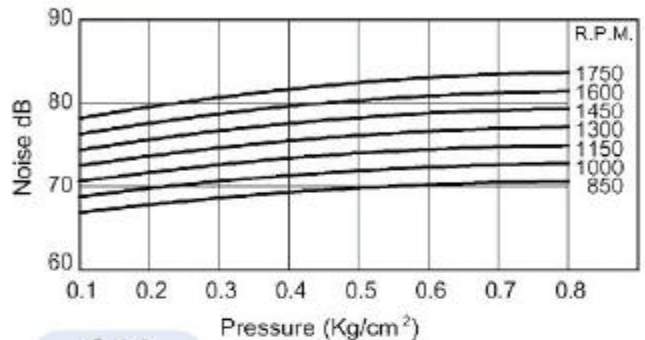
GL40



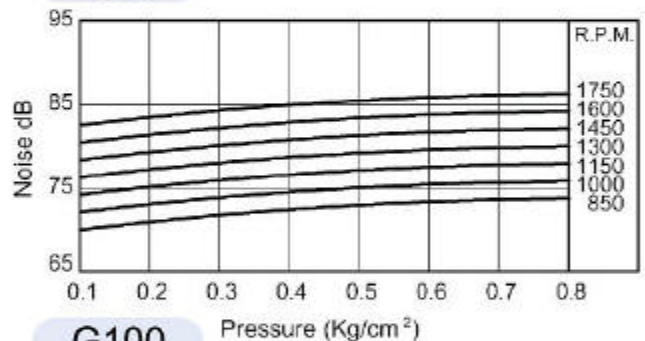
G50



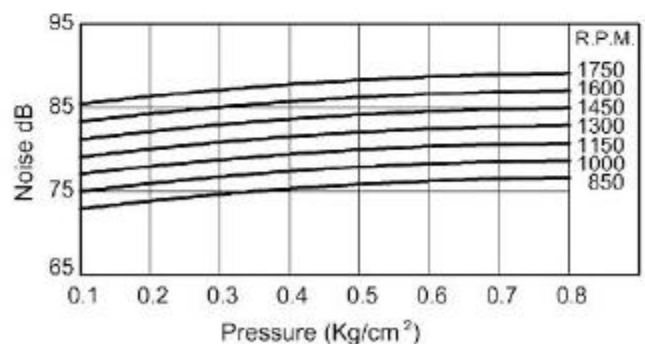
G65



G80

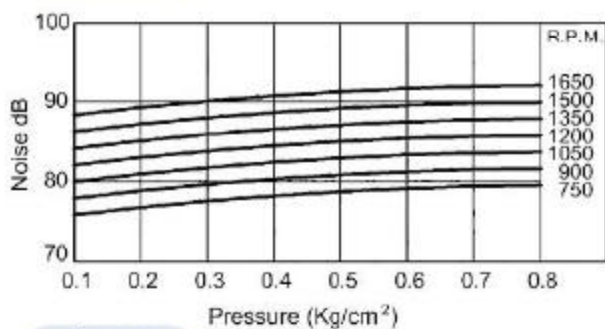


G100

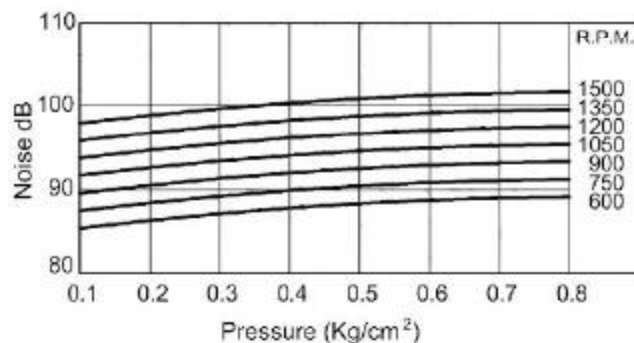


GREATECH ROOTS BLOWER

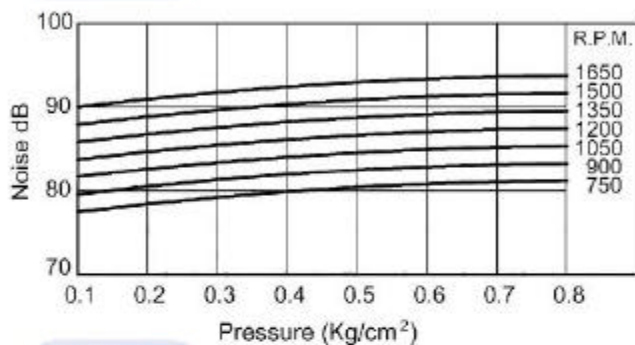
G125



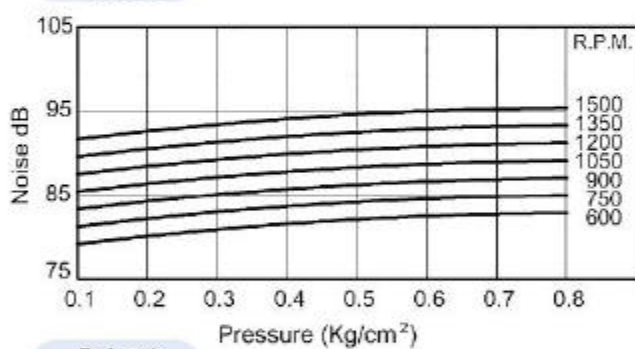
G300



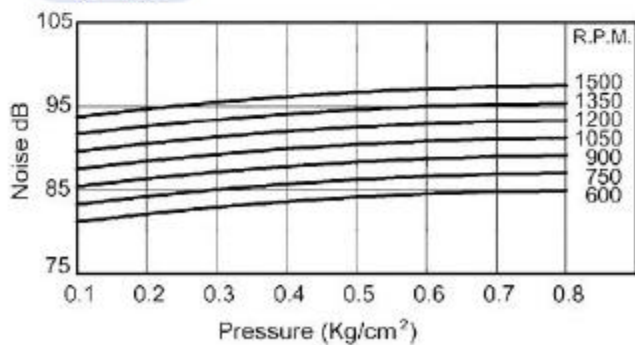
G150



G200



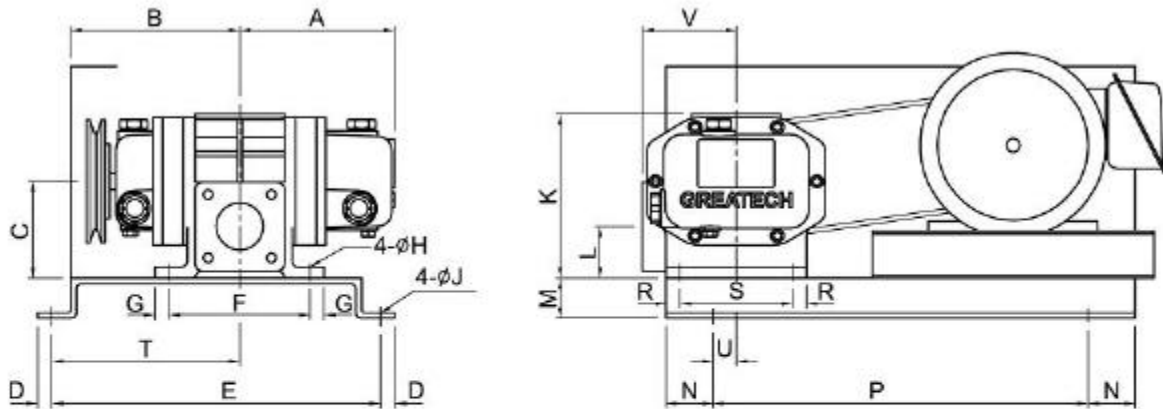
G250



外型尺寸圖

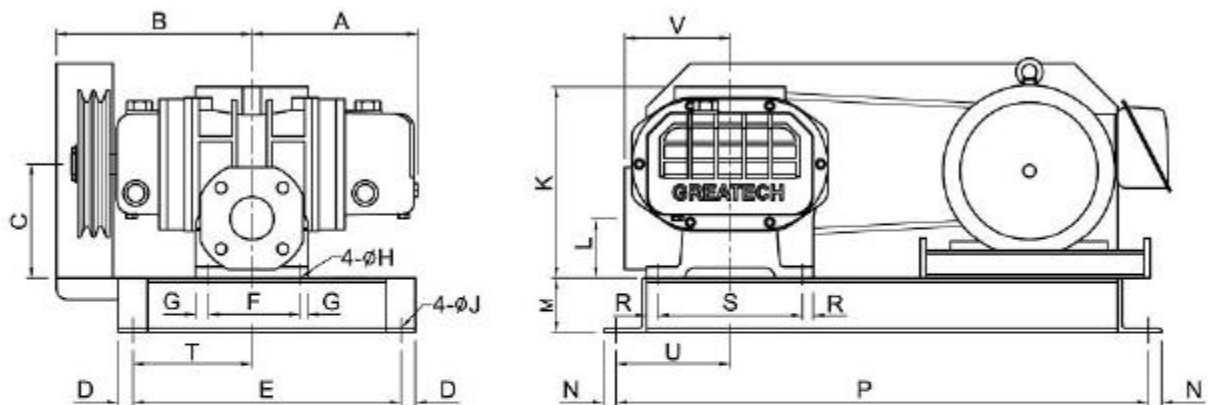
Outline Dimension

G32~GL40



Model	A	B	C	D	E	F	G	H	J	K	L	M	N	P	R	S	T	U	V
G32	145	155	108	15	350	90	15	10	12	180	45	43	50	400	15	120	200	25	100
G40	160	170	108	15	350	120	15	10	12	180	55	43	50	400	15	120	200	25	100
GL40	175	185	108	15	350	150	15	10	12	180	55	43	50	400	15	120	200	25	100

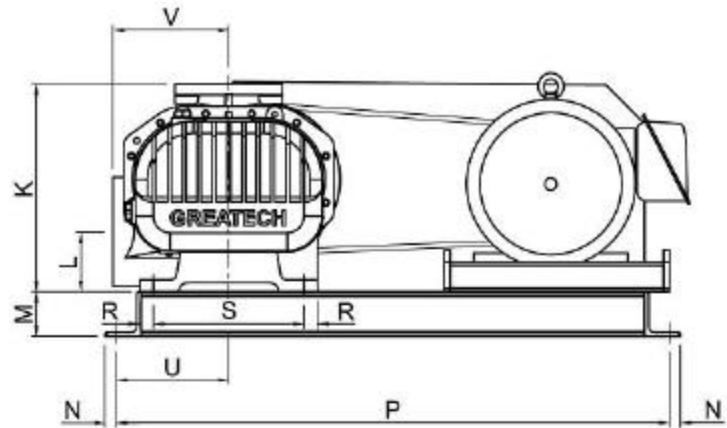
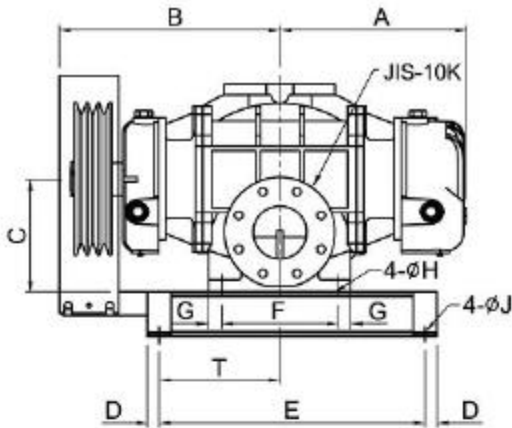
G50~G65



Model	A	B	C	D	E	F	G	H	J	K	L	M	N	P	R	S	T	U	V
G50	230	270	155	20	370	125	15	15	15	265	80	75	18	734	15	200	165	57	145
G65	275	312	160	20	370	210	15	15	15	265	85	75	18	734	15	200	207	57	145

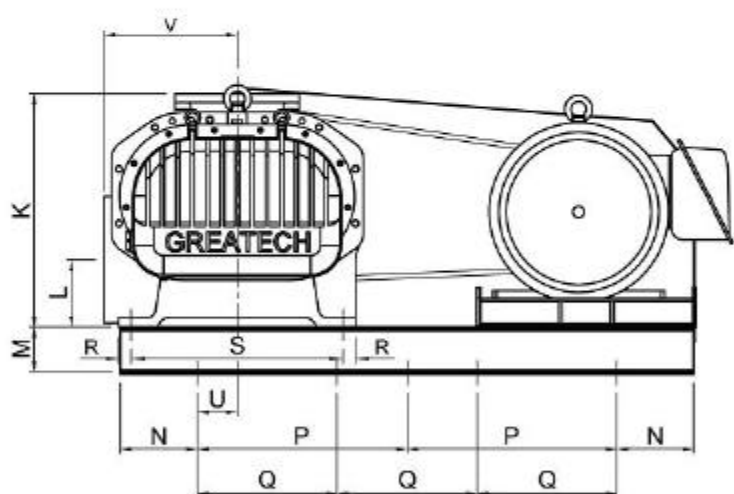
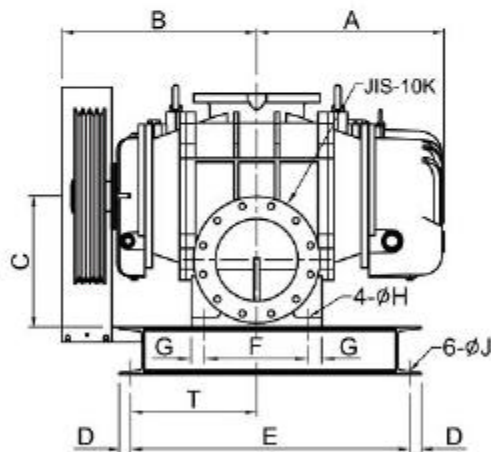
GREATECH ROOTS BLOWER

G80~G150



Model	A	B	C	D	E	F	G	H	J	K	L	M	N	P	R	S	T	U	V
G80	315	375	190	20	450	190	25	19	15	350	100	75	18	934	25	250	205	190	195
G100	367	422	210	20	450	290	25	19	15	370	115	75	18	934	25	250	255	190	195
G125	427	472	255	25	605	320	25	19	19	465	137	100	20	1190	25	350	280	240	245
G150	482	525	285	25	605	425	25	19	19	495	150	100	20	1190	25	350	333	245	245

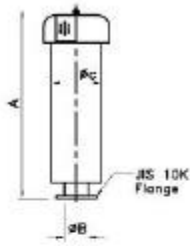
G200~G300



Model	A	B	C	D	E	F	G	H	J	K	L	M	N	P	R	S	T	U	V
G200	490	510	467	30	730	270	35	23	19	610	175	125	200	550	35	550	330	105	330
G250	580	605	505	30	730	460	35	23	19	650	210	125	200	550	35	550	425	105	350
G300	870	930	680	40	1100	750	60	27	24	810	260	200	100	600	45	550	605	215	430

附屬配件圖 Accessories

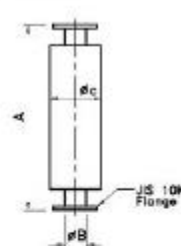
入口消音器 SUCTION SILENCER



UNITS : mm

MODEL	A	B	C	適用機型
S50	680	50	165	G50
S85	680	85	165	G85
S80	800	80	216	G80
S100	820	100	267	G100
S125	1300	125	350	G125
S150	1300	150	350	G150
S200	2030	200	525	G200
S250	2030	250	600	G250
S300	2240	300	700	G300
S350	2570	350	800	G350

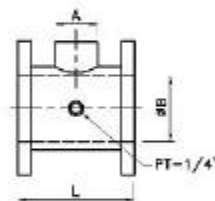
出口消音器 DISCHARGE SILENCER



UNITS : mm

MODEL	A	B	C	適用機型
D50	660	50	165	G50
D65	660	65	165	G65
D80	760	80	216	G80
D100	760	100	267	G100
D125	1190	125	350	G125
D150	1190	150	350	G150
D200	1735	200	525	G200
D250	1735	250	600	G250
D300	1735	300	700	G300
D350	2230	350	800	G350

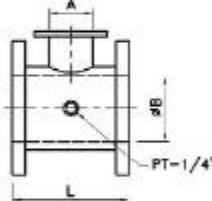
三通管 "T" JOINT



UNITS : mm

MODEL	A	B	L	適用機型
T50	40	50	150	G50
T85	40	65	150	G85
T80	40	80	165	G80
T100	40	100	165	G100
T125	50	125	210	G125
T150	50	150	210	G150
T200	80	200	260	G200
T250	80	250	290	G250

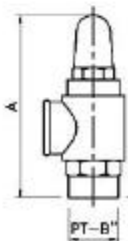
三通管 "T" JOINT



UNITS : mm

MODEL	A	B	L	適用機型
T300	125	300	350	G300
T350	150	350	400	G350

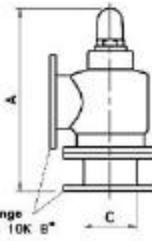
安全閥 RELIEF VALVE



UNITS : mm

MODEL	A	B	C	適用機型
R15	100	1/2"	15	G30-G40
R40	170	1.5"	20	G50-G100
R50	230	2"	25	G125-G150
R80	335	3"	30	G200-G250

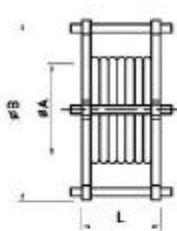
安全閥 RELIEF VALVE



UNITS : mm

MODEL	A	B	C	適用機型
R125	500	5"	125	G300
R150	600	6"	150	G350

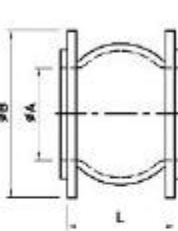
伸縮接頭 FLEXIBLE JOINT



UNITS : mm

MODEL	A	B	L	適用機型
FS50	50	155	150	G50
FS65	65	175	150	G65
FS80	80	185	150	G80
FS100	100	210	150	G100
FS125	125	250	150	G125
FS150	150	280	150	G150
FS200	200	330	200	G200
FS250	250	400	200	G250
FS300	300	445	200	G300
FS350	350	490	230	G350

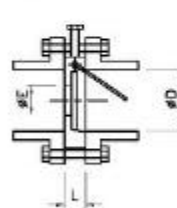
防震接頭 FLEXIBLE JOINT



UNITS : mm

MODEL	A	B	L	適用機型
F50	50	155	110	G50
F65	65	175	115	G65
F80	80	185	130	G80
F100	100	210	135	G100
F125	125	250	170	G125
F150	150	280	180	G150
F200	200	330	210	G200
F250	250	400	240	G250
F300	300	445	275	G300
F350	350	490	275	G350

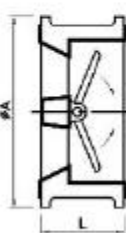
逆止閥 CHECK VALVE



UNITS : mm

MODEL	B	E	L	適用機型
C50	50	25	17	G50
C65	65	38	19	G65
C80	80	46	20	G80
C100	100	66	20	G100
C125	125	88	23	G125
C150	150	108	24	G150
C200	200	138	28	G200
C250	250	185	28	G250

逆止閥 CHECK VALVE

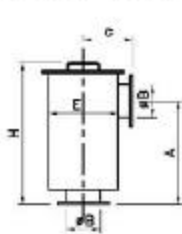


UNITS : mm

MODEL	A	L	適用機型
C300	377	181	G300
C350	420	184	G350

GREATECH ROOTS BLOWER

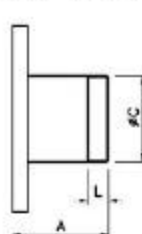
真空過濾筒 FILTER TANK



UNITS : mm

MODEL	A	B	C	E	H
FT50	395	50	180	210	550
FT65	395	65	180	210	550
FT80	480	80	210	270	670
FT100	480	100	210	270	670
FT125	760	125	270	330	770
FT150	760	150	270	330	770
FT200	920	200	370	492	1140
FT250	1092	360	350	492	1340
FT300	1200	300	420	612	1540

管接頭 TUBE CONNECTOR



UNITS : mm

MODEL	A	C	L	適用規格
TC40	65	40	20	G40
TC50	95	50	20	G50
TC65	95	65	20	G65
TC80	95	80	20	G80
TC100	95	100	20	G100
TC125	155	125	20	G125
TC150	155	150	20	G150
TC200	155	200	20	G200
TC250	155	250	20	G250

單位換算

Unit Conversion

壓力 Pressure

Kg/cm ²	Mpa	Bar	KPa	mBar	psi	mmHg mmH ₂ O	Torr mmHg	atm
1	0.0980665	0.980665	98.0665	980.665	14.2231	10,000	735.559	0.96784
10.19716	1	10	1,000	10,000	145.036	101,971.6	7,500.61	9.8692
1.01972	0.1	1	100	1,000	14.5036	10,197.16	750.062	0.98692
0.010197	0.001	0.01	1	10	0.145	101.9716	7.50062	0.009869
0.0010197	0.0001	0.001	0.1	1	0.0145	10.19716	0.750062	0.0009869
0.07031	0.006895	0.06895	6.895	68.95	1	703.08	51.7157	0.06805
0.0001	0.0000098	0.000098	0.009806	0.098	0.0014223	1	0.0735559	0.0000967
0.0013595	0.0001332	0.0013332	0.13332	1.33321	0.0193364	13.5951	1	0.0013157
1.033228	0.101325	1.0132506	101.325	1013.2506	14.69574	10,332.28	760	1

風量 Capacity

GPM	l/min	l/hour	CFH(ft ³ /hour)	CFM(ft ³ /min)	m ³ /min	m ³ /hour
1	3.785	277.1	8.021	0.1337	3.785 X 10 ⁻³	0.2271
0.264	1	60	2.119	0.035	0.001	0.06
0.0044	16.66 X 10 ⁻³	1	0.035	0.5885 X 10 ⁻³	16.67 X 10 ⁻³	0.001
0.1247	0.472	28.32	1	16.67 X 10 ⁻³	0.472 X 10 ⁻³	28.32 X 10 ⁻³
7.481	28.32	1699	60	1	28.32 X 10 ⁻³	1.6992
264.2	1000	60 X 10 ³	2119	35.31	1	60
4.403	16.67	1000	35.31	0.558	16.67 x 10 ⁻³	1

功率 Power

P _s	kW	kg-m/sec	ft-lb/sec	kcal/sec	BTU/sec	Hp
1	0.7355	75	542.5	0.1757	0.6973	0.98635
1.0143	0.746	76.07	550.2	0.1782	0.7072	1.00045
1.3596	1	101.97	737.6	0.2389	0.9480	1.34104
0.01333	0.0009807	1	7.233	0.002343	0.009297	0.01314
0.001843	0.001356	0.1383	1	0.33239	0.001285	0.001818
5.691	4.186	426.9	3087	1	3.968	5.61331
1.434	1.055	107.6	778.0	0.2520	1	141442

風量計算及性能曲線使用方法

Capacity Calculation And Model Selection

1. 鼓風機的風量可以下列型式表示：

- (1) 標準狀態STP風量(Qs)：
溫度20℃，絕對壓力10332mmAq，相對溼度65%。
- (2) 基準狀態NTP風量(Qn)：
溫度0℃，絕對壓力10332mmAq，相對溼度0%。

2. 性能表所示風量是標準狀態STP之吸入風量。

3. 性能表所示壓力是指鼓風機之靜壓。

4. 風量在不同壓力、溫度下的轉換公式。

$$Q_2 = Q_1 \times \frac{P_1}{P_2} \times \frac{T_2}{T_1}$$

Q_1 (m³/min): 在絕對壓力 P_1 (mmAq)，
絕對溫度 T_1 (°K) 下之風量。

Q_2 (m³/min): 在絕對壓力 P_2 (mmAq)，
絕對溫度 T_2 (°K) 下之風量。

5. 靜壓的換算

(1) 壓送の場合

$$P_s = \left(\frac{10332 + P_2}{10332 + P_1} - 1 \right) \times 10332$$

(2) 真空の場合

$$P_s = \left(\frac{10332 + P_1}{10332 + P_2} - 1 \right) \times 10332$$

P_1 : 入口靜壓

P_2 : 出口靜壓

P_s : 型錄之靜壓

6. 範例

操作條件: 風量 8 m³/min
入口靜壓 -700 mmAq
出口靜壓 +2100 mmAq
入口溫度 30℃

風量換算: 入口風量8 m³/min，必須換算成標準狀態(STP)時的風量

$$Q = 8 \times \frac{10332 - 700}{10332} \times \frac{273 + 20}{273 + 30} = 7.21 \text{ m}^3/\text{min}$$

靜壓換算

$$P_s = \left(\frac{10332 + 2100}{10332 - 700} - 1 \right) \times 10332 = 3003 \text{ mmAq}$$

對照性能曲線可選G100，1150 R.P.M，10Hp

7. 不同的機型均可達到相同的風量時，小機型具有較低的設備成本，大機型則有較低轉速及低噪音的優點。

1. Air volume is general shown in terms of

- (1) Standard state (Qs) :
At 20°C, 10332 mmAq, and RH. 65% .
- (2) Normal state (Qn) :
At 0°C, 10332 mmAq, and RH. 0% .

2. Performance table shown the capacity at the standard suction state.

3. Performance table shown the pressure at the static pressure.

4. Volume conversion formula

$$Q_2 = Q_1 \times \frac{P_1}{P_2} \times \frac{T_2}{T_1}$$

Q_1 (m³/min): Air volume in P_1 (mmAq), T_1 (°K).

Q_2 (m³/min): Air volume in P_2 (mmAq), T_2 (°K).

5. Pressure conversion formula

$$(1) \text{ For pressure } P_s = \left(\frac{10332 + P_2}{10332 + P_1} - 1 \right) \times 10332$$

$$(2) \text{ For vacuum } P_s = \left(\frac{10332 + P_1}{10332 + P_2} - 1 \right) \times 10332$$

P_1 : suction static pressure

P_2 : discharge static pressure

P_s : static pressure in catalog

6. Example

Operating specification:

Air volume : 8 m³/min

Suction static pressure: -700 mmAq

Discharge static pressure: +2100mmAq

Suction temperature: 30°C

Calculation: Air volume (8 m³/min) converts to STP state

$$Q = 8 \times \frac{10332 - 700}{10332} \times \frac{273 + 20}{273 + 30} = 7.21 \text{ m}^3/\text{min}$$

Static pressure changed to

$$P_s = \left(\frac{10332 + 2100}{10332 - 700} - 1 \right) \times 10332 = 3003 \text{ mmAq}$$

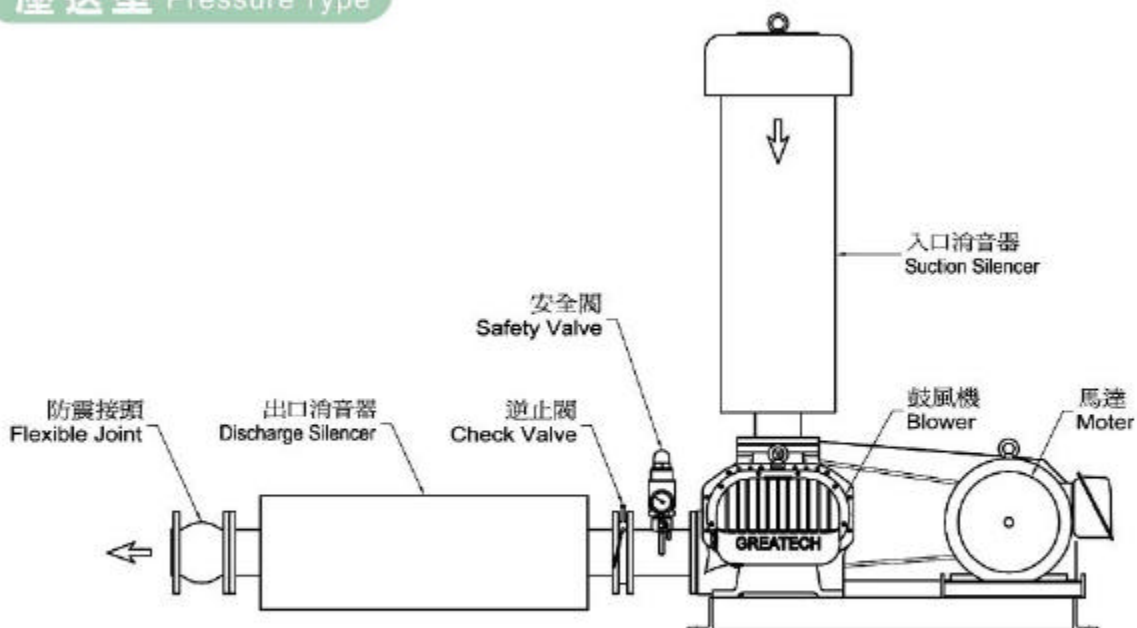
Refer to performance curve, you can choose model G100 with 1150 RPM and 10Hp

7. When different models are able to achieve the same air volume, select smaller model is able to save equipment cost, but bigger model has advantages of lower speed and low noise.

安裝圖

Installations

壓送型 Pressure Type



真空型 Vacuum Type

